



406Z COLD DRINK VENDOR IN
STELLAR STYLING



OUR COLD DRINK VENDOR SATISFIES THIRSTS OF ALL SIZES. UP TO 18 OUNCES!

The Rowe 406Z Cold Drink Vendor can provide cold drinks in several sizes — 9, 12, and up to 18 oz. And it's the only vendor that lets you customize every drink, according to its own specifications. You select sizes, you select flavor, level of carbonation, degree of sweetness, and amount of ice. All are easily adjustable. There's


simply no compromising with the new 406Z. It's that versatile! You can dispense six flavors of drinks. Plus sweetened and unsweetened tea is available. You can choose from 8 settings for degree of carbonation, thanks to our sophisticated solid state controls. There are 16 settings for syrup start time; the same for ice. Plus an im-

proved refrigeration system and an easy adjustment ring for cup size changes. Satisfy your thirst for reliable performance, quality design and construction, adaptability to any location, and easy servicing. And keep your customers satisfied with drinks that keep them coming back for refills. It adds up to cool profits.

ROWE 406Z COLD DRINK VENDOR




Syrup tanks and tea hopper are easily accessible for cleaning and refilling.




Tea dispenser for sweetened and unsweetened ice tea.




Easily adjustable ring handles 9, 12, and up to 18 oz. cups.



Optional 4-price module adds flexibility and profit potential.



Solid state central control computer provides consistent control of carbonation levels, syrup pumps, tea and sparkling water.



High performance OBA bill acceptor accepts \$1 bills.



Cabinet-mounted coin mech.

FEATURES:

- Simple switch settings to adjust ice throw amount
- Selective carbonation control — 0 to full carbonation in 8 increments
- Syrup start time adjustable in 16 steps
- Automatically controlled cycle time adjusted for each cup size
- Tea and sweetener amounts adjustable by switch
- Microprocessor controls provide selectivity and reliability
- LED displays facilitate simple accurate diagnosis
- Single motor cup mechanism for greater security and cup drop reliability
- Wide cabinet allows easy access to all components
- Optional bill acceptor
- Cabinet-mounted coin mech and easily removable cash box
- Quick change of circuit board simplifies repair
- Easily removed condensor screen with large surface area
- Anti-theft tube in cup mechanism guards against loss

SPECIFICATIONS:

- Capacity: 570 18-oz. cups
 840 12-oz. cups
 1200 9-oz. cups
- Selectivity: 4, 5 or 6 flavors
 4, 6 or 8 selections including seltzer and sweetened and unsweetened iced tea
- Coin mech: Accommodates all standard single price coin mechs. Four price optional.
- Refrigeration: 1/2 HP
- Electrical: 120 v; less than 16 amps; 50/60 Hz
- Dimensions: 33" deep x 38" wide x 72" high
- Weights: Net: 720 lbs. (327 kg)
 Shipping: 810 lbs. (367 kg)
- Styling: Stellar and New Award.
 Other stylings available.



Rowe International, Inc.
 75 Troy Hills Road, Whippany, N.J. 07981.
 (201) 887-0400

Specifications subject to change

900-85226

Printed in U.S.A.